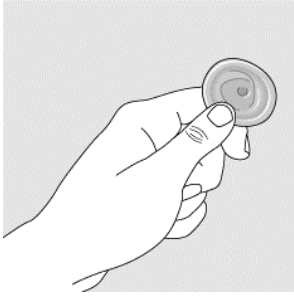


Male Condom Instructions

A new condom should be used each time a couple have vaginal or anal sex. The condom should be put onto the erect penis before the penis comes into contact with the partner's genital or anal area.

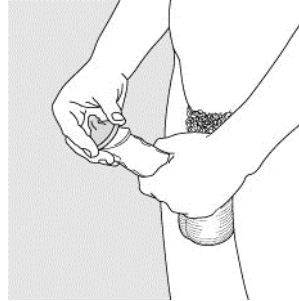
Before Intercourse:

1. Open the packet and take out the condom carefully out so it does not tear. (Do not use teeth or a sharp object to open the package.) Do not unroll the condom before putting it on.



(step 1)

2. If you are not circumcised, pull back the foreskin. Place the condom on the end of the hard penis. Make sure the rolled up condom rim faces outwards. (**Note:** If the condom is initially placed on the penis backwards, do not turn it around. Throw it away and start with a new one.)



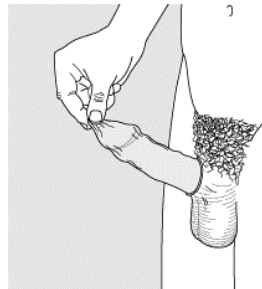
(step 2)

3. With one hand, pinch the tip of the condom to squeeze out air and with the other hand roll on the condom until it reaches the base of the penis.



(step 3)

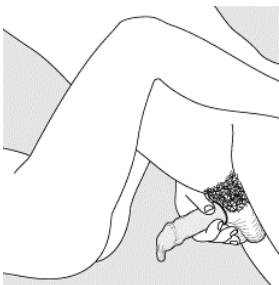
4. Check to make sure there is space at the tip and that the condom is not broken. With the condom on, insert the penis for intercourse.



(step 4)

After Intercourse:

5. After ejaculation hold onto the condom at the base of the penis and withdraw the penis carefully before it gets soft.



(step 5)

6. Slide the condom off without spilling the liquid (semen) inside and knot the open end. Dispose of the used condom in a garbage can.



(step 6)